



Flag	Country	Capital	Total Area (square miles)	Official and Other Major Languages	Major Religions
Canada and the United States					
	Canada	Ottawa	3,849,670	English, French	Christian, Muslim, other
	United States	Washington, D.C.	3,717,796	English, Spanish	Christian, other, Jewish, Buddhist, Muslim
Latin America					
	Antigua and Barbuda	Saint John's	170	English, local dialects	Christian, other
	Argentina	Buenos Aires	1,073,514	Spanish, English, Italian, German, French	Christian, Jewish, other
	The Bahamas	Nassau	5,359	English, Creole	Christian, other
	Barbados	Bridgetown	166	English	Christian, other
	Belize	Belmopan	8,865	English, Spanish, Creole, Mayan, Garifuna, German	Christian, other
	Bolivia	La Paz	424,162	Spanish, Quechua	Christian

The Global Data Bank contains basic information on every country on the globe. The countries are organized by regions. Within each region, they are listed alphabetically.

On the left-hand page for each region, you will find information that is unlikely to change much over time. These data include the country's name, flag, capital, and area. Each country's major languages and religions are also listed here.

On the right-hand page for each region, you will find information that is more likely to change with time. This includes population data such as

population density, life expectancy, and population growth rate. You will also find economic data here. Examples include a country's gross domestic product, televisions per 1,000 people, and Internet users.

The figures on these right-hand pages are the latest available at the time this book went to press. More recent data can be found at the Web sites of these organizations:

- CIA World Factbook
- NationMaster
- Population Reference Bureau
- UN Population Information Network

Population	Arithmetic Population Density*	Life Expectancy	Urban Population	Annual Population Growth from Births and Deaths	Gross Domestic Product (per capita, US\$)	Literacy Rate	Doctors (per 100,000 people)	Televisions (per 1,000 people)	Internet Users (per 1,000 people)
33,300,000	8	80	81%	0.3%	\$40,200	97%	214	728	730
304,500,000	83	78	79%	0.6%	\$48,000	95%	256	882	740
100,000	505	73	31%	1.0%	\$19,100	86%	17	465	710
39,700,000	36	75	91%	1.1%	\$14,500	98%	301	327	260
300,000	62	72	83%	1.1%	\$29,900	96%	105	248	360
300,000	1,684	76	38%	0.6%	\$20,200	97%	121	289	550
300,000	36	73	50%	2.3%	\$8,500	91%	105	200	110
10,000,000	23	65	64%	2.1%	\$4,700	87%	122	134	110

*People per square mile

Flag	Country	Capital	Total Area (square miles)	Official and Other Major Languages	Major Religions
Latin America (continued)					
	Brazil	Brasilia	3,300,154	Portuguese , Spanish, English, German	Christian, other
	Chile	Santiago	292,135	Spanish , Mapudungun, German, English	Christian, other
	Colombia	Bogotá	439,734	Spanish	Christian, other
	Costa Rica	San José	19,730	Spanish , English	Christian, other
	Cuba	Havana	42,803	Spanish	Christian, other
	Dominica	Roseau	290	English , French patois	Christian, other
	Dominican Republic	Santo Domingo	18,815	Spanish	Christian, other
	Ecuador	Quito	109,483	Spanish , Quechua, other indigenous languages	Christian, other
	El Salvador	San Salvador	8,124	Spanish, Nahua	Christian, other
	Grenada	Saint George's	131	English , French patois	Christian
	Guatemala	Guatemala City	42,042	Spanish, Quiche, Cakchiquel, Kekchi, Mam, Garifuna, Xinca, other indigenous languages	Christian, indigenous
	Guyana	Georgetown	83,000	English, indigenous languages, Creole, Hindi, Urdu	Christian, Hindu, Muslim, other
	Haiti	Port-au-Prince	10,714	French , Creole	Christian, other, indigenous
	Honduras	Tegucigalpa	43,278	Spanish, indigenous languages	Christian

Population	Arithmetic Population Density*	Life Expectancy	Urban Population	Annual Population Growth from Births and Deaths	Gross Domestic Product (per capita, US\$)	Literacy Rate	Doctors (per 100,000 people)	Televisions (per 1,000 people)	Internet Users (per 1,000 people)
195,100,000	60	72	83%	1.3%	\$10,300	90%	115	358	350
16,800,000	57	78	87%	0.9%	\$15,400	97%	109	321	310
44,400,000	101	72	72%	1.4%	\$9,000	93%	135	299	280
4,500,000	228	78	59%	1.3%	\$11,900	96%	133	239	340
11,200,000	262	77	76%	0.3%	\$9,500	100%	135	267	120
100,000	194	75	73%	0.7%	\$9,500	88%	50	252	370
9,900,000	526	72	67%	1.8%	\$8,800	89%	188	225	170
13,800,000	127	75	62%	2.0%	\$7,700	84%	148	260	130
7,200,000	888	71	60%	1.8%	\$6,400	82%	124	236	110
100,000	798	68	31%	1.2%	\$13,600	96%	50	383	220
13,700,000	326	69	47%	2.8%	\$5,400	73%	90	158	100
800,000	10	65	28%	1.2%	\$4,000	99%	12	167	260
9,100,000	849	58	43%	1.8%	\$1,400	53%	25	63	100
7,300,000	168	72	46%	2.2%	\$3,700	80%	57	143	60

*People per square mile

Flag	Country	Capital	Total Area (square miles)	Official and Other Major Languages	Major Religions
Latin America (continued)					
	Jamaica	Kingston	4,243	English, English patois	Christian, other
	Mexico	Mexico City (Distrito Federal)	756,062	Spanish, Mayan, Nahuatl, other indigenous languages	Christian, other
	Nicaragua	Managua	50,193	Spanish , indigenous languages	Christian, other
	Panama	Panama City	29,158	Spanish , English	Christian
	Paraguay	Asunción	157,046	Spanish, Guaraní	Christian, other
	Peru	Lima	496,224	Spanish, Quechua , Aymara, many indigenous Amazonian languages	Christian, other
	Saint Kitts and Nevis	Basseterre	139	English	Christian
	Saint Lucia	Castries	239	English , French patois	Christian, other
	Saint Vincent and the Grenadines	Kingstown	151	English , French patois	Christian, Hindu, other
	Suriname	Paramaribo	63,039	Dutch , English, Sranang Tongo, Hindustani, Javanese	Christian, Hindu, Muslim, indigenous
	Trinidad and Tobago	Port of Spain	1,981	English , Hindustani, French, Spanish, Chinese	Christian, Hindu, other, Muslim
	Uruguay	Montevideo	68,498	Spanish, Portuguol, Brazilerol	Christian, other, Jewish
	Venezuela	Caracas	352,143	Spanish , indigenous languages	Christian, other

Population	Arithmetic Population Density*	Life Expectancy	Urban Population	Annual Population Growth from Births and Deaths	Gross Domestic Product (per capita, US\$)	Literacy Rate	Doctors (per 100,000 people)	Televisions (per 1,000 people)	Internet Users (per 1,000 people)
2,700,000	635	72	52%	1.1%	\$7,700	86%	85	380	560
107,700,000	142	75	76%	1.6%	\$14,400	93%	198	276	230
5,700,000	114	71	59%	2.1%	\$3,000	77%	37	121	30
3,400,000	117	75	64%	1.6%	\$11,900	93%	150	198	220
6,200,000	39	71	57%	2.1%	\$4,300	94%	111	219	20
27,900,000	57	71	76%	1.5%	\$8,500	88%	117	199	270
50,000	477	70	32%	1.0%	\$19,700	98%	119	312	310
200,000	821	73	28%	0.8%	\$11,300	95%	517	341	650
100,000	736	72	40%	0.9%	\$9,200	88%	87	234	470
500,000	8	69	74%	1.1%	\$8,900	90%	45	266	100
1,300,000	676	69	12%	0.6%	\$18,600	98%	79	354	160
3,300,000	49	76	94%	0.5%	\$12,300	97%	365	259	290
27,900,000	80	73	88%	2.1%	\$14,000	93%	194	194	210

*People per square mile

Flag	Country	Capital	Total Area (square miles)	Official and Other Major Languages	Major Religions
Europe and Russia					
	Albania	Tiranë	11,100	Albanian , Greek, Vlach, Romani, Slavic dialects	Muslim, Christian
	Andorra	Andorra la Vella	174	Catalan , French, Castilian, Portuguese	Christian
	Austria	Vienna	32,378	German, Slovene, Croatian, Hungarian	Christian, Muslim, other
	Belarus	Minsk	80,154	Belarusian, Russian	Christian, other
	Belgium	Brussels	11,787	Dutch, French, German	Christian, other
	Bosnia and Herzegovina	Sarajevo	19,741	Bosnian, Croatian, Serbian	Christian, Muslim, other
	Bulgaria	Sofia	42,822	Bulgarian, Turkish, other ethnic languages	Christian, Muslim, other
	Croatia	Zagreb	21,830	Croatian, Serbian, other	Christian, Muslim, other,
	Czech Republic	Prague	30,448	Czech, Slovak, other	Christian, other
	Denmark	Copenhagen	16,637	Danish, Faroese, Greenlandic, German, English	Christian, Muslim
	Estonia	Tallinn	17,413	Estonian , Russian, other	Christian, other
	Finland	Helsinki	130,560	Finnish, Swedish , Sami, Russian	Christian, other
	France	Paris	212,934	French	Christian, Muslim, Jewish
	Germany	Berlin	137,830	German	Christian, other, Muslim

Population	Arithmetic Population Density*	Life Expectancy	Urban Population	Annual Population Growth from Births and Deaths	Gross Domestic Product (per capita, US\$)	Literacy Rate	Doctors (per 100,000 people)	Televisions (per 1,000 people)	Internet Users (per 1,000 people)
3,200,000	293	75	45%	0.7%	\$6,400	99%	131	318	150
100,000	471	84	90%	0.7%	\$42,500	100%	370	462	720
8,400,000	259	80	67%	0%	\$39,200	98%	338	657	670
9,700,000	122	70	73%	-0.3%	\$12,000	100%	455	386	290
10,700,000	907	80	97%	0.2%	\$38,300	98%	449	555	660
3,800,000	194	74	46%	0%	\$6,600	97%	134	282	280
7,600,000	179	73	71%	-0.5%	\$13,200	98%	356	456	310
4,400,000	202	76	56%	-0.3%	\$16,900	99%	244	320	450
10,400,000	342	77	74%	0.1%	\$26,800	100%	351	603	480
5,500,000	329	78	72%	0.2%	\$38,900	100%	293	975	810
1,300,000	78	73	69%	-0.1%	\$21,900	100%	448	507	640
5,300,000	41	79	63%	0.2%	\$38,400	100%	317	679	790
62,000,000	293	81	77%	0.4%	\$32,700	99%	337	633	510
82,200,000	596	79	73%	-0.2%	\$34,800	99%	337	675	720

*People per square mile

Flag	Country	Capital	Total Area (square miles)	Official and Other Major Languages	Major Religions
Europe and Russia (continued)					
	Greece	Athens	50,950	Greek , English, French	Christian, Muslim
	Hungary	Budapest	35,919	Hungarian , other	Christian, other
	Iceland	Reykjavik	39,768	Icelandic, English, Nordic languages, German	Christian, other
	Ireland (Republic of)	Dublin	27,135	English , Gaelic	Christian, other
	Italy	Rome	116,320	Italian , German, French, Slovene	Christian, Jewish, Muslim
	Latvia	Riga	24,942	Latvian , Russian, Lithuanian	Christian
	Liechtenstein	Vaduz	62	German , Alemannic dialect	Christian, other
	Lithuania	Vilnius	25,174	Lithuanian , Russian, Polish	Christian, other
	Luxembourg	Luxembourg	999	Luxembourgish , German , French	Christian, Jewish, Muslim
	Macedonia (Former Yugoslav Republic of)	Skopje	9,927	Macedonian, Albanian, Turkish, Roma, Serbian	Christian, Muslim, other
	Malta	Valletta	124	Maltese , English	Christian
	Moldova	Chisinau	13,012	Moldovan , Russian, Gagauz	Christian, Jewish
	Monaco	Monaco	1	French , English, Italian, Monégasque	Christian, other
	Montenegro	Podgorica	8,715	Montenegrin , Serbian, Bosnian, Albanian	Christian, Muslim
	Netherlands	Amsterdam	15,768	Dutch , Frisian	Christian, Muslim, other

Population	Arithmetic Population Density*	Life Expectancy	Urban Population	Annual Population Growth from Births and Deaths	Gross Domestic Product (per capita, US\$)	Literacy Rate	Doctors (per 100,000 people)	Televisions (per 1,000 people)	Internet Users (per 1,000 people)
11,200,000	220	79	60%	0.1%	\$32,800	97%	438	537	330
10,000,000	280	73	66%	-0.4%	\$20,500	99%	333	555	520
300,000	8	81	93%	0.8%	\$42,600	100%	362	391	650
4,500,000	166	79	60%	0.9%	\$47,800	98%	279	695	560
59,900,000	515	81	68%	0%	\$31,000	98%	420	494	540
2,300,000	91	72	68%	-0.4%	\$17,800	100%	301	859	550
40,000	583	80	15%	0.4%	\$118,000	100%	data not available	532	650
3,400,000	132	71	67%	-0.4%	\$18,400	100%	397	518	490
500,000	490	80	83%	0.3%	\$85,100	100%	266	581	760
2,000,000	207	74	65%	0.2%	\$9,200	96%	219	250	270
400,000	3,377	79	94%	0.2%	\$24,200	88%	318	554	450
4,100,000	316	69	41%	-0.1%	\$2,500	99%	264	221	185
30,000	88,060	79	100%	0.9%	\$30,000	99%	581	data not available	610
600,000	117	73	64%	0.3%	\$10,600	96			470
16,400,000	1,026	80	66%	0.3%	\$41,300	96%	315	761	840

*People per square mile

Flag	Country	Capital	Total Area (square miles)	Official and Other Major Languages	Major Religions
Europe and Russia (continued)					
	Norway	Oslo	125,050	Bokmal Norwegian, Nynorsk Norwegian, Sami, Finnish	Christian, other, Muslim
	Poland	Warsaw	124,807	Polish, other	Christian, other
	Portugal	Lisbon	35,514	Portuguese, Mirandese	Christian
	Romania	Bucharest	92,042	Romanian, Hungarian, Romany	Christian, Muslim, other
	Russia	Moscow	6,592,819	Russian	Christian, Muslim, other
	San Marino	San Marino	23	Italian	Christian
	Serbia	Belgrade	29,913	Serbian, Albanian, other	Christian, Muslim, other
	Slovakia	Bratislava	18,923	Slovak, Hungarian, Roma, Ukranian	Christian, other
	Slovenia	Ljubljana	7,819	Slovenian, Serbo-Croatian, other	Christian, Muslim, other
	Spain	Madrid	195,363	Castilian Spanish, Catalan, Galician, Basque	Christian, other
	Sweden	Stockholm	173,730	Swedish, Sami, Finnish	Christian, other
	Switzerland	Bern	15,942	German, French, Italian, Romansch	Christian, other
	Ukraine	Kiev	233,089	Ukrainian, Russian, Romanian, Polish, Hungarian	Christian, Jewish other
	United Kingdom	London	94,548	English, Welsh, Scottish Gaelic	Christian, Muslim, other, Hindu

Population	Arithmetic Population Density*	Life Expectancy	Urban Population	Annual Population Growth from Births and Deaths	Gross Domestic Product (per capita, US\$)	Literacy Rate	Doctors (per 100,000 people)	Televisions (per 1,000 people)	Internet Users (per 1,000 people)
4,800,000	31	80	79%	0.4%	\$57,500	97%	313	1,554	850
38,100,000	316	75	61%	0%	\$17,800	99%	247	229	440
10,600,000	298	79	55%	0%	\$22,000	95%	342	421	400
21,500,000	233	71	55%	-0.2%	\$12,500	97%	191	893	240
141,900,000	21	67	73%	-0.3%	\$15,800	100%	425	350	210
30,000	1,313	82	84%	0.3%	\$41,900	96%	4,735	906	510
7,400,000	246	73	56%	-0.4%	\$8,200	96%	206	282	200
5,400,000	285	74	56%	0%	\$22,600	100%	318	424	560
2,000,000	259	78	48%	0.1%	\$30,800	100%	225	366	530
46,500,000	238	80	77%	0.2%	\$36,500	98%	330	549	510
9,200,000	52	81	84%	0.2%	\$39,600	99%	328	965	800
7,600,000	479	82	68%	0.2%	\$40,900	99%	362	578	760
46,200,000	199	68	68%	-0.6%	\$6,900	99%	295	357	220
61,300,000	653	79	80%	0.3%	\$37,400	99%	230	1,101	720

*People per square mile

Flag	Country	Capital	Total Area (square miles)	Official and Other Major Languages	Major Religions
Africa					
	Algeria	Algiers	919,591	Arabic , French, Berber dialects	Muslim, Christian, Jewish
	Angola	Luanda	481,351	Portuguese , Bantu, other African languages	Christian, indigenous
	Benin	Porto-Novo	43,483	French , Fon and Yoruba, tribal languages	Christian, Muslim, indigenous
	Botswana	Gaborone	224,606	English , Setswana, other African languages	Christian, indigenous
	Burkina Faso	Ouagadougou	105,792	French , native Sudanic African languages	Muslim, indigenous, Christian
	Burundi	Bujumbura	10,745	Kirundi , French , Swahili	Christian, indigenous, Muslim
	Cameroon	Yaoundé	183,568	English , French , 24 major African languages	Indigenous, Christian, Muslim
	Cape Verde	Praia	1,556	Portuguese, Crioulo	Christian, indigenous
	Central African Republic	Bangui	240,533	French , Sangho, tribal languages	Christian, indigenous, Muslim
	Chad	N'Djamena	495,753	French , Arabic , Sara, more than 120 other languages	Muslim, Christian, indigenous
	Comoros	Moroni	861	Arabic , French , Shikomoro	Muslim, Christian
	Congo	Brazzaville	132,046	French , Lingala, Monokutuba, Kikongo, other languages and dialects	Christian, indigenous, Muslim
	Côte d'Ivoire	Yamoussoukro	124,502	French , Dioula, 60 native dialects	Muslim, Christian, indigenous
	Democratic Republic of the Congo	Kinshasa	905,351	French , Lingala, Kingwana, Kikongo, Tshiluba	Christian, indigenous, Muslim

Population	Arithmetic Population Density*	Life Expectancy	Urban Population	Annual Population Growth from Births and Deaths	Gross Domestic Product (per capita, US\$)	Literacy Rate	Doctors (per 100,000 people)	Televisions (per 1,000 people)	Internet Users (per 1,000 people)
34,700,000	39	72	63%	1.8%	\$7,100	75%	113	188	100
16,800,000	34	43	57%	2.7%	\$9,100	67%	8	21	30
9,300,000	215	56	41%	3.0%	\$1,500	41%	5	107	20
1,800,000	8	49	57%	0.9%	\$15,800	83%	40	44	50
15,200,000	145	51	16%	3.0%	\$1,300	24%	6	12	10
8,900,000	824	49	10%	3.0%	\$400	59%	3	40	10
18,500,000	101	52	57%	2.3%	\$2,400	68%	19	45	0
500,000	324	71	59%	2.5%	\$4,200	84%	49	105	70
4,400,000	18	42	39%	1.9%	\$700	49%	9	6	0
10,100,000	21	47	27%	2.7%	\$1,600	32%	4	6	10
700,000	850	64	28%	2.8%	\$1,100	75%	15	27	30
3,800,000	28	53	60%	2.5%	\$3,800	85%	20	13	20
20,700,000	166	52	48%	2.4%	\$1,700	49%	12	52	340
66,500,000	73	53	33%	3.1%	\$300	67%	11	4	2

*People per square mile

Flag	Country	Capital	Total Area (square miles)	Official and Other Major Languages	Major Religions
Africa (continued)					
	Djibouti	Djibouti	8,958	French, Arabic, Somali, Afar	Muslim, Christian
	Egypt	Cairo	386,660	Arabic, French, English	Muslim, Christian
	Equatorial Guinea	Malabo	10,830	Spanish, French, Fang, Bubi	Christian, indigenous
	Eritrea	Asmara	45,405	Afar, Arabic, Tigre, Kunama, Tigrinya, other Cushitic languages	Muslim, Christian
	Ethiopia	Addis Ababa	426,371	Amaringa, Tigrinya, Oromigna, Gauragigna, Somali, other local languages, English	Christian, Muslim, indigenous, other
	Gabon	Libreville	103,347	French, Fang, Myene, Nzebi, Bapounou/Eschira, Bandjabi	Christian, indigenous, Muslim
	Gambia	Banjul	4,363	English, Mandinka, Wolof, Fula, other indigenous	Muslim, Christian, indigenous
	Ghana	Accra	92,100	English, Asante, Dagomba, Ewe, Ga, other African languages	Christian, Muslim, indigenous,
	Guinea	Conakry	94,927	French, ethnic languages	Muslim, Christian, indigenous
	Guinea-Bissau	Bissau	13,946	Portuguese, Crioulo, African languages	Muslim, indigenous, Christian
	Kenya	Nairobi	224,081	English, Kiswahili, indigenous languages	Christian, indigenous, Muslim
	Lesotho	Maseru	11,718	English, Sesotho, Zulu, Xhosa	Christian, indigenous
	Liberia	Monrovia	43,000	English, about 20 ethnic languages	Indigenous, Christian, Muslim
	Libyan Arab Jamahiriya	Tripoli	679,359	Arabic, Italian, English	Muslim, other

Population	Arithmetic Population Density*	Life Expectancy	Urban Population	Annual Population Growth from Births and Deaths	Gross Domestic Product (per capita, US\$)	Literacy Rate	Doctors (per 100,000 people)	Televisions (per 1,000 people)	Internet Users (per 1,000 people)
800,000	96	54	87%	1.8%	\$3,800	68%	18	78	10
74,900,000	195	72	43%	2.0%	\$5,500	66%	54	243	140
600,000	57	59	39%	2.9%	\$31,400	87%	30	116	20
5,000,000	111	57	21%	3.0%	\$700	59%	5	68	20
79,100,000	186	49	16%	2.5%	\$800	36%	3	8	2
1,400,000	13	57	84%	1.5%	\$14,900	86%	29	163	60
1,600,000	357	58	54%	2.7%	\$1,200	40%	11	15	60
23,900,000	259	59	48%	2.2%	\$1,500	65%	15	52	40
10,300,000	109	54	30%	2.9%	\$1,100	30%	12	18	10
1,700,000	124	45	30%	3.1%	\$600	42%	12	45	20
38,000,000	168	53	19%	2.8%	\$1,800	74%	14	48	80
1,800,000	153	36	24%	0.2%	\$1,600	82%	5	44	10
3,900,000	91	46	58%	3.1%	\$500	90%	3	25	10
6,300,000	10	73	77%	2.0%	\$14,900	84%	129	149	40

*People per square mile

Flag	Country	Capital	Total Area (square miles)	Official and Other Major Languages	Major Religions
Africa (continued)					
	Madagascar	Antananarivo	226,656	English, French, Malagasy	Indigenous, Christian, Muslim
	Malawi	Lilongwe	45,745	Chichewa, other regional languages	Christian, Muslim, indigenous
	Mali	Bamako	478,838	French, Bambara, numerous African languages	Muslim, indigenous, Christian
	Mauritania	Nouakchott	395,954	Arabic, Pulaar, Soninke, Wolof, French, Hassaniya	Muslim
	Mauritius	Port Louis	788	English, Creole, Bhojpuri, French, other	Hindu, Christian, Muslim, other
	Morocco	Rabat	172,413	Arabic, Berber dialects, French	Muslim, Christian, Jewish
	Mozambique	Maputo	309,494	Portuguese, Makhuwa, Xichangana, Lomwe, Sena, numerous indigenous languages	Christian, Muslim, other
	Namibia	Windhoek	318,259	English, Afrikaans, German, Oshivambo, Herero, Nama	Christian, indigenous
	Niger	Niamey	489,189	French, Hausa, Djerma	Muslim, indigenous, Christian
	Nigeria	Abuja	356,668	English, Hausa, Yoruba, Igbo, Fulani	Muslim, Christian, indigenous
	Rwanda	Kigali	10,170	Kinyarwanda, French, English, Bantu, Kiswahili (Swahili)	Christian, Muslim
	São Tomé and Príncipe	São Tomé	371	Portuguese	Christian, other
	Senegal	Dakar	75,954	French, Wolof, Pulaar, Jola, Mandinka	Muslim, Christian, indigenous
	Seychelles	Victoria	174	English, Creole, other	Christian, Hindu, other, Muslim

Population	Arithmetic Population Density*	Life Expectancy	Urban Population	Annual Population Growth from Births and Deaths	Gross Domestic Product (per capita, US\$)	Literacy Rate	Doctors (per 100,000 people)	Televisions (per 1,000 people)	Internet Users (per 1,000 people)
18,900,000	83	58	30%	2.8%	\$1,100	71%	29	18	10
13,600,000	298	46	17%	3.2%	\$800	64%	2	7	10
12,700,000	26	56	31%	3.3%	\$1,200	24%	8	36	10
3,200,000	8	60	40%	2.7%	\$1,900	51%	11	41	10
1,300,000	1,611	72	42%	0.7%	\$12,400	84%	106	370	270
31,200,000	181	70	56%	1.4%	\$4,000	52%	52	168	210
20,400,000	65	43	29%	2.1%	\$900	44%	3	21	10
2,100,000	8	47	35%	1.0%	\$5,500	85%	30	81	50
14,700,000	31	57	17%	3.1%	\$700	29%	3	12	0
148,100,000	414	47	47%	2.5%	\$2,200	69%	28	68	70
9,600,000	945	47	18%	2.7%	\$900	65%	5	8	10
200,000	425	64	58%	2.7%	\$1,400	85%	49	127	150
12,700,000	166	62	41%	3.0%	\$1,800	39%	6	46	70
100,000	495	72	53%	1.0%	\$18,700	92%	151	278	380

*People per square mile

Flag	Country	Capital	Total Area (square miles)	Official and Other Major Languages	Major Religions
Africa (continued)					
	Sierra Leone	Freetown	27,699	English, Mende, Temne, Krio	Muslim, indigenous, Christian
	Somalia	Mogadishu	246,201	Somali, Arabic, Italian, English	Muslim
	South Africa	Tshwane (Pretoria)	471,444	Afrikaans, English, Pedi, Sotho, Swazi, Tsonga, Tswana, Xhosa, Zulu	Christian, Muslim, other
	Sudan	Khartoum	967,494	Arabic, English, Nubian, Sudanic languages	Muslim, indigenous, Christian
	Swaziland	Mbabane	6,703	English, siSwati	Indigenous, Christian, Muslim, other
	Tanzania (United Republic of)	Dar es Salaam	364,900	Swahili, English, Arabic, many local languages	Muslim, indigenous, Christian
	Togo	Lomé	21,927	French, Ewe, Mina, Kabye, Dagomba	Indigenous, Christian, Muslim
	Tunisia	Tunis	63,170	Arabic, French	Muslim, Christian, Jewish
	Uganda	Kampala	93,066	English, Ganda, Swahili, Arabic, other Niger-Congo languages, other Nilo-Saharan languages	Christian, Muslim, other
	Western Sahara*	El Aaiún	97,344	Arabic	Muslim
	Zambia	Lusaka	290,583	English, Bemba, Kaonda, Lozi, Lunda, Luvale, Nyanja, Tonga, about 70 other indigenous languages	Christian, Muslim, Hindu, indigenous
	Zimbabwe	Harare	150,873	English, Shona, Sindebele, many tribal dialects	Christian, indigenous, Muslim

*The country of Morocco considers Western Sahara under its rule. As of 2009, this rule remains under dispute, awaiting a decision from the United Nations.

Population	Arithmetic Population Density*	Life Expectancy	Urban Population	Annual Population Growth from Births and Deaths	Gross Domestic Product (per capita, US\$)	Literacy Rate	Doctors (per 100,000 people)	Televisions (per 1,000 people)	Internet Users (per 1,000 people)
5,500,000	197	48	37%	2.5%	\$700	35%	3	13	2
9,000,000	36	48	37%	2.7%	\$600	38%	4	26	10
48,300,000	104	50	59%	0.8%	\$10,400	82%	77	195	80
39,400,000	41	58	38%	2.1%	\$2,200	61%	22	387	90
1,100,000	168	33	24%	0%	\$5,100	80%	16	36	40
40,200,000	111	51	25%	2.3%	\$1,400	69%	2	41	10
6,800,000	308	58	40%	2.8%	\$900	53%	5	30	50
10,300,000	163	74	65%	1.2%	\$8,000	74%	134	218	170
29,200,000	313	48	13%	3.1%	\$1,100	67%	8	19	30
500,000	5	64	81%	2.0%	data not available	data not available	data not available	data not available	data not available
12,200,000	41	38	37%	2.1%	\$1,500	68%	12	64	40
13,500,000	88	40	37%	1.1%	\$200	89%	16	64	100

*People per square mile

Flag	Country	Capital	Total Area (square miles)	Official and Other Major Languages	Major Religions
Southwest and Central Asia					
	Afghanistan	Kabul	251,772	Pashtu, Afghan Persian, Uzbek, Turkmen, Balochi, Pashai, other ethnic languages	Muslim
	Armenia	Yerevan	11,506	Armenian, Yezidi, other, Russian	Christian, indigenous
	Azerbaijan	Baku	33,436	Azerbaijani, Lezgi, Russian, Armenian, other	Muslim, Christian, other
	Bahrain	Manama	266	Arabic, English, Farsi, Urdu	Muslim, Christian, other
	Cyprus	Nicosia	3,571	Greek, Turkish, English	Christian, Muslim, other
	Georgia	Tbilisi	26,911	Georgian, Russian, Armenian, Azeri, other, Abkhaz	Christian, Muslim, other
	Iran (Islamic Republic of)	Tehran	630,575	Persian, Turkic, Kurdish, Luri, Balochi, Arabic, Turkish, other dialects	Muslim, Jewish, Christian, other
	Iraq	Baghdad	169,236	Arabic, Kurdish, Assyrian, Armenian	Muslim, other, Christian
	Israel	Jerusalem	8,131	Hebrew, Arabic, English	Jewish, Muslim, other, Christian
	Jordan	Amman	34,444	Arabic, English	Muslim, Christian, other
	Kazakhstan	Astana	1,049,151	Kazakh, Russian	Muslim, Christian, other
	Kuwait	Kuwait	6,880	Arabic, English	Muslim, other
	Kyrgyzstan	Bishkek	76,641	Kyrgyz, Russian	Muslim, Christian, other
	Lebanon	Beirut	4,015	Arabic, French, English, Armenian	Muslim, Christian, other

Population	Arithmetic Population Density*	Life Expectancy	Urban Population	Annual Population Growth from Births and Deaths	Gross Domestic Product (per capita, US\$)	Literacy Rate	Doctors (per 100,000 people)	Televisions (per 1,000 people)	Internet Users (per 1,000 people)
32,700,000	130	43	20%	2.6%	\$800	28%	19	67	0
3,100,000	267	71	64%	0.5%	\$6,600	99%	359	293	60
8,700,000	259	72	52%	1.2%	\$9,500	100%	355	339	110
800,000	2,911	75	100%	1.7%	\$37,200	89%	109	414	330
1,100,000	298	78	62%	1.6%	\$29,200	97%	234	384	380
4,600,000	174	74	53%	0.1%	\$5,000	100%	409	386	80
72,200,000	114	71	67%	1.4%	\$13,100	82%	45	174	320
29,500,000	174	58	67%	2.4%	\$4,000	74%	66	83	1
7,500,000	875	80	92%	1.6%	\$28,900	97%	382	354	280
5,800,000	168	72	83%	2.4%	\$5,000	91%	203	190	200
15,700,000	16	66	53%	1.0%	\$12,000	100%	354	497	120
2,700,000	389	78	98%	1.9%	\$57,400	93%	153	407	340
5,200,000	67	66	35%	1.6%	\$2,200	99%	251	188	140
4,000,000	992	72	87%	1.4%	\$11,100	90%	325	355	38

*People per square mile

Flag	Country	Capital	Total Area (square miles)	Official and Other Major Languages	Major Religions
Southwest and Central Asia (continued)					
	Oman	Muscat	82,031	Arabic , English, Baluchi, Urdu, Indian dialects	Muslim, Hindu
	Pakistan	Islamabad	307,375	Urdu, English , Punjabi, Sindhi, Siraiki, Pashtu, Balochi, Hindko, Brahui	Muslim, other
	Qatar	Doha	4,247	Arabic , English	Muslim, Christian, other
	Saudi Arabia	Riyadh	829,996	Arabic	Muslim
	Syrian Arab Republic	Damascus	71,498	Arabic , Kurdish, Armenian, Aramaic, Circassian, French	Muslim, Christian, Jewish
	Tajikistan	Dushanbe	55,251	Tajik , Russian	Muslim, other
	Turkey	Ankara	299,158	Turkish , Kurdish, other	Muslim, other
	Turkmenistan	Ashgabat	188,456	Turkmen, Russian, Uzbek, other	Muslim, Christian
	United Arab Emirates	Abu Dhabi	32,278	Arabic , Persian, English, Hindi, Urdu	Muslim, other
	Uzbekistan	Tashkent	172,741	Uzbek , Russian, Tajik, other	Muslim, Christian, other
	Yemen	Sanaa	203,849	Arabic	Muslim, other











Population	Arithmetic Population Density*	Life Expectancy	Urban Population	Annual Population Growth from Births and Deaths	Gross Domestic Product (per capita, US\$)	Literacy Rate	Doctors (per 100,000 people)	Televisions (per 1,000 people)	Internet Users (per 1,000 people)
2,700,000	23	74	71%	2.1%	\$20,400	84%	132	620	130
172,800,000	562	63	35%	2.2%	\$2,600	54%	74	82	110
900,000	218	75	100%	1.5%	\$101,000	93%	222	423	420
28,100,000	34	76	81%	2.7%	\$21,300	83%	138	275	260
19,900,000	279	73	50%	2.5%	\$4,900	81%	140	193	170
7,300,000	132	67	26%	2.2%	\$1,800	87%	203	375	70
74,800,000	246	72	62%	1.2%	\$12,900	87%	135	538	160
5,200,000	28	62	47%	1.7%	\$5,800	99%	418	183	10
4,500,000	140	78	83%	1.3%	\$40,400	89%	202	197	520
27,200,000	158	67	36%	1.7%	\$2,700	99%	275	226	40
22,200,000	109	61	30%	3.2%	\$2,600	54%	33	337	10

*People per square mile

Flag	Country	Capital	Total Area (square miles)	Official and Other Major Languages	Major Religions
Monsoon Asia					
	Bangladesh	Dhaka	55,598	Bangala , English	Muslim, Hindu, other
	Bhutan	Thimphu	18,147	Dzongkha , Tibetan and Nepalese dialects	Buddhist, Hindu
	Brunei Darussalam	Bandar Seri Begawan	2,228	Malay , Chinese, English	Muslim, Buddhist, Christian, indigenous, other
	Cambodia	Phnom Penh	69,900	Khmer , French, English	Buddhist, other
	East Timor	Dili	5,741	Tetum, Portuguese , Indonesian, English, Tetum, Galole, Mambae, Kemak, other indigenous languages	Christian, Muslim, Hindu
	India	New Delhi	1,269,340	Hindi, Bengali, Telugu, Marathi, Tamil, Urdu, Gujarati, Malayalam, Kannada, Oriya, Punjabi, Assamese, Kashmiri, Sindhi, Sanskrit , English, Hindustani	Hindu, Muslim, Christian, other
	Indonesia	Jakarta	735,355	Bahasa Indonesia , English, Dutch, Javanese, other local dialects	Muslim, Christian, Hindu, other
	Japan	Tokyo	145,869	Japanese	Buddhist, Christian, other
	Korea, North	Pyongyang	46,541	Korean	Government-sponsored groups, others
	Korea, South	Seoul	38,324	Korean , English	Christian, Buddhist, other
	Laos	Vientiane	91,429	Lao , French, English, many ethnic languages	Buddhist, Christian, other
	Malaysia	Kuala Lumpur	127,317	Bahasa Melayu , Chinese dialects, Tamil, Telugu, Malayalam, Panjabi, Thai, Iban, Kadazan, other indigenous languages	Muslim, Buddhist, Christian, Hindu, indigenous, other
	Maldives	Male	116	Maldivian Dhivehi , English	Muslim

Population	Arithmetic Population Density*	Life Expectancy	Urban Population	Annual Population Growth from Births and Deaths	Gross Domestic Product (per capita, US\$)	Literacy Rate	Doctors (per 100,000 people)	Televisions (per 1,000 people)	Internet Users (per 1,000 people)
147,300,000	2,650	63	24%	1.7%	\$1,500	53%	26	83	0
700,000	36	66	31%	2.3%	\$4,800	53%	5	32	60
400,000	171	75	72%	1.6%	\$53,100	95%	101	644	420
14,700,000	210	62	15%	1.8%	\$2,100	76%	16	8	2
1,100,000	189	60	22%	3.2%	\$2,500	50%	10	data not available	63
1,149,300,000	907	65	28%	1.6%	\$2,900	66%	60	98	70
239,900,000	326	70	48%	1.5%	\$3,900	92%	13	152	60
127,700,000	875	83	79%	0%	\$35,300	99%	198	843	690
23,500,000	505	71	60%	0.9%	\$1,800	99%	329	172	data not available
48,600,000	1,264	79	82%	0.5%	\$26,000	98%	157	411	760
5,900,000	65	61	27%	2.4%	\$2,100	69%	59	57	20
27,700,000	218	74	68%	1.6%	\$15,700	89%	70	219	560
300,000	2,694	73	27%	1.6%	\$4,500	96%	92	143	110

*People per square mile

Flag	Country	Capital	Total Area (square miles)	Official and Other Major Languages	Major Religions
Monsoon Asia (continued)					
	Mongolia	Ulaanbaatar	604,826	Khalkha Mongol , Turkic, Russian	Buddhist, Christian, Muslim, indigenous
	Myanmar (Burma)*	Yangon (Rangoon)	261,228	Burmese , other ethnic languages	Buddhist, Christian, Muslim, indigenous
	Nepal	Kathmandu	56,826	Nepali , other indigenous languages	Hindu, Buddhist, Muslim, indigenous
	People's Republic of China	Beijing	3,696,519	Mandarin Chinese, Yue, Wu, Minbei, Minnan, Xiang, Gan, Hakka, other minority languages	Officially atheist
	Philippines	Manila	115,830	Filipino, English , Tagalog, Cebuano, Ilocano, Hiligaynon, Bicol, Waray, Pampango, Pangasinan	Christian, Muslim, other
	Singapore	Singapore	239	Chinese, Malay, Tamil, English	Buddhist, Muslim, Christian, Hindu, other
	Sri Lanka	Colombo	25,332	Sinhala, Tamil , other	Buddhist, Muslim, Hindu, Christian
	Taiwan (Republic of China)†	Taipei	13,969	Mandarin Chinese , Taiwanese, Hakka dialects	Buddhist, Christian, other
	Thailand	Bangkok	198,116	Thai , English, ethnic dialects	Buddhist, Muslim, other
	Vietnam	Hanoi	128,066	Vietnamese , English, French, Chinese, Khmer, indigenous languages	Buddhist, indigenous, Christian, Muslim

*Military authorities in Burma adopted the name Myanmar in 1989.

As of 2009, many continue to refer to the nation as Burma.

†Taiwan considers itself an independent nation. The country of China considers Taiwan a province of their country. As of 2009, the United Nations does not officially recognize Taiwan as an independent country.

Population	Arithmetic Population Density*	Life Expectancy	Urban Population	Annual Population Growth from Births and Deaths	Gross Domestic Product (per capita, US\$)	Literacy Rate	Doctors (per 100,000 people)	Televisions (per 1,000 people)	Internet Users (per 1,000 people)
2,700,000	5	64	59%	1.5%	\$3,300	98%	263	79	120
49,200,000	189	61	31%	0.9%	\$1,800	90%	36	7	0
27,000,000	474	64	17%	2.1%	\$1,000	57%	21	11	10
1,324,700,000	360	73	45%	0.5%	\$6,100	93%	106	380	160
90,500,000	782	69	63%	2.1%	\$3,400	93%	59	192	60
4,800,000	18,164	81	100%	0.6%	\$52,000	93%	140	206	660
20,300,000	800	71	15%	1.2%	\$4,400	91%	55	125	40
23,000,000	1,655	78	78%	0.3%	\$31,900	96%	data not available	438	391
66,100,000	334	72	36%	0.5%	\$8,700	50%	37	285	580
86,200,000	673	73	27%	1.2%	\$2,900	90%	53	208	210

*People per square mile

Flag	Country	Capital	Total Area (square miles)	Official and Other Major Languages	Major Religions
Oceania and Antarctica					
	Australia	Canberra	2,988,888	English , indigenous languages, other	Christian, Buddhist, Muslim, other
	Fiji	Suva	7,054	English, Fijian , Hindustani	Christian, Hindu, Muslim, other
	Kiribati	Tarawa	282	English , I-Kiribati	Christian, other
	Marshall Islands	Majuro	69	Marshallese, English , other	Christian, other
	Micronesia (Federated States of)	Palikir	270	English , Trukese, Pohnpeian, Yapese, Kosrean, Ulithian, Woleaian, Nukuoro, Kapingamarangi	Christian, other
	Nauru	Yaren District	9	Nauruan , English	Christian, other
	New Zealand	Wellington	104,452	English, Maori , sign language	Christian, other
	Palau	Koror	178	English, Palauan, Sonsoralese, Tobi, Angaur, Japanese , other	Christian, indigenous, other
	Papua New Guinea	Port Moresby	178,703	English, Tok Pisin, Motu , 860 indigenous languages	Christian, indigenous, other
	Samoa	Apia	1,097	Samoan, English	Christian, other
	Solomon Islands	Honiara	11,158	English , Melanesian Pidgin, 120 indigenous languages	Christian, other
	Tonga	Nuku'alofa	290	Tongan, English	Christian
	Tuvalu	Funafuti	10	Tuvaluan, English, Samoan, Kiribati	Christian, other
	Vanuatu	Port-Vila	4,707	English, French, Bislama , more than 100 indigenous languages	Christian, indigenous, other

Population	Arithmetic Population Density*	Life Expectancy	Urban Population	Annual Population Growth from Births and Deaths	Gross Domestic Product (per capita, US\$)	Literacy Rate	Doctors (per 100,000 people)	Televisions (per 1,000 people)	Internet Users (per 1,000 people)
21,300,000	8	81	87%	0.7%	\$39,300	100%	247	665	680
900,000	122	68	51%	1.5%	\$3,700	94%	34	118	100
100,000	347	61	44%	1.8%	\$3,200	100%	30	44	20
100,000	761	66	68%	3.2%	\$2,500	94%	47	data not available	40
100,000	399	67	22%	2.0%	\$2,200	89%	60	25	140
10,000	1,241	55	100%	2.1%	\$5,000	95%	146	44	26
4,300,000	41	80	86%	0.8%	\$28,500	99%	237	586	690
20,000	114	71	77%	0.6%	\$8,100	92%	111	data not available	270
6,500,000	36	57	13%	2.1%	\$2,300	58%	5	24	30
200,000	171	73	22%	2.4%	\$5,000	99%	70	148	40
500,000	47	62	17%	2.6%	\$1,900	77%	13	12	20
100,000	352	71	24%	2.0%	\$4,400	99%	34	70	80
10,000	1,033	64	47%	1.6%	\$1,600	98%	data not available	data not available	125
200,000	52	67	21%	2.5%	\$4,700	78%	11	12	80

*People per square mile